

Volvo Construction Equipment
Building Tomorrow



ECR25D

Volvo Compact Excavators 2.49-2.96 t 21.2 hp



Small size. Big power.

The ECR25D has been designed with mobility and performance in mind. Featuring a range of innovations engineered for effortless transportation, you'll benefit from an ideal transport weight and an integrated bucket transport system. This powerful, short radius excavator boasts strong lifting capabilities as well as breakout and tear out forces that rival larger machines.

Maintenance made easy

It's easy to keep your hardworking ECR25D up and running with worry-free maintenance. The wide-opening lockable engine hood provides clear access to all daily service points, while the minimum 50-hour interval on all greasing points saves valuable time and money. Check hydraulic oil at a glance with the Volvo patented hydraulic filter, featuring transparent housing to prevent unplanned downtime.



Control costs

Decrease your total cost of ownership with a range of built-in features. The ideally matched Volvo engine and single variable displacement pump reduce fuel consumption, while auto-idle and auto-engine shutdown maximizes fuel efficiency, cut service costs and ensure high resale value. Controlling your costs needn't be complicated, which is why the flat glass windows of the cab can be replaced easily and inexpensively.



The operator's choice

As the industry's leading operator environment, the easily accessible Volvo cab boasts superb visibility, comfortable seat, ergonomic controls, and conveniently-located cup and phone holders. The flat floor makes cleaning quick and easy, while noise and vibration insulation keep the operator fresh and focused – longer.



Intuitive operation


Experience precise, smooth and effortless command of the boom offset and auxiliary hydraulic flows with proportional fingertip controls. The easy-to-use joystick allows you to fine-tune the maximum hydraulic flow of any attachment to ensure ideal speed and power for any task. And, with automatic two-speed travel, you can drive the machine at high speed, which is automatically reduced when more traction is required.





MADE FOR MOBILITY

Conveniently transport this highly mobile machine with up to three buckets and a hydraulic breaker on a small trailer and benefit from a total transport weight of less than 3.5 tonnes. Safe transportation is enabled by four, easily accessible, tie-down points.



BUILT READY

Get the most out of your hardworking ECR25D with Volvo's range of durably-designed attachments. Purpose-built to work in harmony with your machine, Volvo attachments optimize versatility and uptime of your ECR25D, enabling you to effectively perform a variety of jobs.

All work, all the time

Built to work for you, the ECR25D is an industry-leader. Optimize machine performance, productivity and versatility with Volvo's range of durable attachments and Customer Solutions, tailored to your business and operations. Just like your ECR25D, our unique, global dealer support network is built around you. Protect your profits with a long-term partnership and benefit from an array of services using Genuine Volvo Parts, delivered by passionate people.

Fast, safe change outs

Change attachments quickly and efficiently with the pin-grabber mechanical quick coupler from Volvo. Compatible with the wide range of Genuine Volvo attachments, Volvo couplers ensure the optimum versatility for any task you choose.



Unlock your potential

Unlock the full potential of your operation with the ECR25D, compatible with any attachment, installed safely and easily thanks to built-in relief valves. And, with the secondary accessory circuit, you have the potential to do even more. Contact your local dealer and benefit from leading expertise and advanced attachment solutions.



Volvo - a partner to trust

Being a Volvo customer means having a complete set of services at your fingertips. Your dealer is here for you and your machine anytime, anywhere – offering professional expertise, financial packages and Customer Support Agreements, catered specifically to help you achieve your business objectives.



Keep your Volvo a Volvo

We're committed to providing a complete solution to guarantee the highest performance of your Volvo machine, including high quality Genuine Volvo Parts, extensively tested and approved because every part is vital for performance. Rely on our leading parts availability to ensure maximum uptime, extend the life of your Volvo and optimize the profitability of your business.



Up to the challenge

Auto-idle

Engine speed is reduced to idle when controls are inactive for more than five seconds, cutting fuel consumption and noise.

Control costs

Decrease your total cost of ownership with a range of built-in features, which reduce fuel consumption, cut service costs and ensure high resale value.

BUILT READY

The ECR25D is a perfect match with Volvo attachments for increased versatility, performance and profitability.

Auto engine shutdown

The engine shuts off when inactive for a pre-set amount of time, minimizing operating costs and ensuring a high resale value.

50-hour greasing intervals

Excellent stability and outstanding hydraulics ensure the machines are capable of lifting heavy loads.

Automatic travel speed

Continually drive the machine at high speed. When more traction is needed, the speed is automatically reduced.



The operator's choice

Ergonomic, spacious and safe, the Volvo cab features all around visibility, intuitive controls and built-in comfort.

Patented hydraulic filter

Filtration occurs when the tank is filled and before oil returns via the drain lines. The transparent bowl makes checking for oil contamination easy.

MADE FOR MOBILITY

Conveniently transport the highly mobile ECR25D with up to three buckets and a hydraulic breaker on a small trailer.

Ultimate lifting capacity

Excellent stability and outstanding hydraulics ensure the machines are capable of lifting heavy loads.

Maintenance made easy

Daily service points are grouped under the engine hood and are easily accessible for straightforward maintenance.

Intuitive operation

Use ergonomic fingertip controls for precise, smooth and effortless command of the boom offset and auxiliary hydraulics.

Volvo - a partner to trust

We offer the right solutions throughout the entire life cycle of your Volvo to help you achieve your business objectives.



Volvo ECR25D in detail

Engine			
Engine		D11A	
Max. power at	r/min	2 400	
Gross	kW	15.6	
	hp	21.2	
According to ISO 9249 / SAE J1995			
Max. torque	Nm	71.4	
at engine speed	r/min	1 600	
No. of cylinders		3	
Displacement	cm ³	1 123	
Bore	mm	78	
Stroke	mm	78.4	
Compression ratio		24	
Electrical system			
Voltage	V	12	
Battery	V	1 x 12	
Battery capacity	Ah	70	
Alternator	V/Ah	12/40	
Hydraulic system			
Pump type		Variable displacement, load sensing	
Maximum system flow	l/min	58	
Maximum flow for accessories	l/min	50	
Maximum pressure for accessories	MPa	25	
Maximum flow for 2nd accessory circuit (option)	l/min	23	
Maximum operating pressure	MPa	25	
Digging Performances			
Standard bucket width (blade, W/O side cutter)	mm	500	
Standard bucket mass	kg	59	
Standard bucket rated capacity	l	74	
Bucket rotation	°	205	
Bucket breakout force (ISO)	daN	2 233	
Short arm tearout force (ISO)	daN	1 776	
With short arm	mm	1 050	
Long arm tearout force (ISO)	daN	1 497	
With long arm	mm	1 350	
Swing system			
Max, slew speed	r/min	9.4	
Max, slew torque	daNm	485	

Undercarriage			
Rubber track width	mm	250	
Steel track width	mm	300	
Bottom/top rollers per side		3 / 1	
Track tension		by grease piston	
Blade (width x height)	mm	1550 x 312	
Travel System			
Max, drawbar pull	daN	1 984	
Max. travel speed low	km/h	2.4	
Max. travel speed high	km/h	4.5	
Gradeability	°	30	
Service Refill			
Fuel tank	l	28	
Hydraulic system, total	l	33	
Hydraulic tank	l	23	
Engine oil	l	5.1	
Engine coolant	l	4	
Travel reduction unit	l	2 x 0.6	
Sound Level			
Interior sound level according to ISO 6396			
L _{PA}	dB	78	
External sound level according to ISO 6395 and EU Noise Directive (2000/14/EC) and 474-1:2006 +A1:2009			
L _{WA}	dB	93	
Weight and Ground Pressure			
Operating weight according to ISO 6016	kg	2 490	
Ground pressure (cab)	kPa	30.5	
Ground pressure (canopy)	kPa	29.4	
Transport weight	kg	2 412	
With heated cab			
With direct-fit bucket			
With rubber tracks	mm	250	
With short arm	mm	1 050	
With fuel tank capacity	%	100	
With canopy	-kg	90	
With extra counterweight	+kg	100	
With long arm and additional counterweight	+kg	112	
With steel tracks	+kg	163	
Steel tracks	mm	300	
With rubber tracks	+kg	78	
Rubber tracks	mm	300	

LIFTING CAPACITY ECR25D

These capacities are given for a machine equipped with a cabin, 250 mm rubber tracks and without a bucket or quick-coupler.

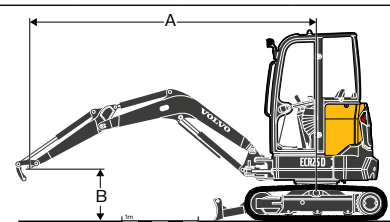
The below values are in compliance with ISO standard 10567.

They do not exceed 75% of the tipping load or 87% of the hydraulic limit with the machine on firm level ground.

Loads marked with an asterisk (*) are limited by machine's hydraulic lifting capacity rather than tipping load.

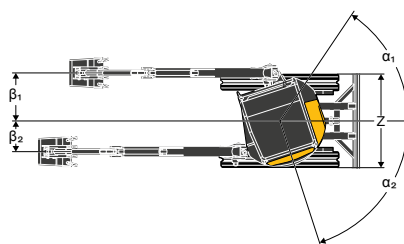
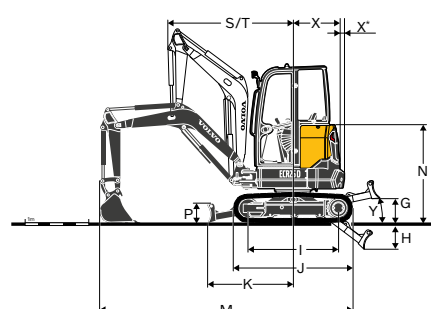
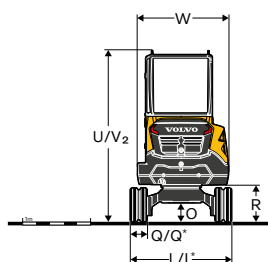
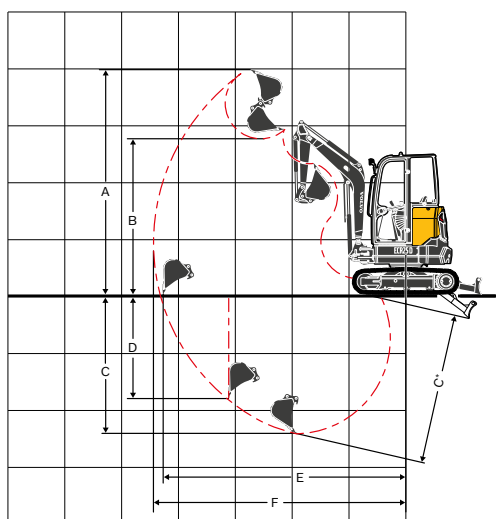
Caution: In accordance with standard EN 474-5, the machine must be equipped to carry out handling operations.

It is the operator's obligation to know and follow the applicable national and local safety regulations.



	Lifting point height (B) m		Lifting point radius (A)									
			2.0 m			3.0 m			Max. reach			Max. m
			Along undercarriage, dozer blade up	Along undercarriage, dozer blade down	Across undercarriage	Along undercarriage, dozer blade up	Along undercarriage, dozer blade down	Across undercarriage	Along undercarriage, dozer blade up	Along undercarriage, dozer blade down	Across undercarriage	
Arm: 1 050 mm Counterweight: standard	3	kg	-	-	-	436	566*	418	424	577*	406	3.048
	2	kg	-	-	-	430	599*	412	310	601*	298	3.667
	1	kg	-	-	-	406	795*	389	280	642*	269	3.858
	0	kg	712	1 602*	670	390	933*	373	291	699*	280	3.706
	-1	kg	722	1 543*	680	393	849*	375	369	771*	354	3.144
Arm: 1 050 mm Counterweight: + 100 kg additional	3	kg	-	-	-	474	566*	452	461	577*	439	3.048
	2	kg	-	-	-	467	599*	445	339	601*	324	3.667
	1	kg	-	-	-	443	795*	422	307	642*	293	3.858
	0	kg	778	1 602*	729	427	933*	406	320	699*	305	3.706
	-1	kg	789	1 543*	739	430	849*	409	404	771*	385	3.144
Arm: 1 350 mm Counterweight: + 100 kg additional	2	kg	-	-	-	465	500*	445	294	532*	282	3.971
	1	kg	808	1 334*	760	439	715*	418	269	571*	258	4.142
	0	kg	760	1 608*	713	417	897*	397	278	623*	266	4.002
	-1	kg	763	1 659*	716	413	902*	393	335	692*	320	3.502

Specifications



DIMENSIONS

Description		Unit	ECR25D	
Arm		mm	1 050	1 350
A	Maximum cutting height	mm	4 010	4 183
B	Maximum dump height	mm	2 784	2 957
B*	Maximum bucket clearance	mm	2 897	3 070
C	Digging depth	mm	2 461	2 761
C*	Maximum digging depth	mm	2 672	2 965
D	Maximum vertical wall digging depth	mm	1 832	2 119
E	Maximum digging reach at ground level	mm	4 313	4 602
F	Maximum digging reach	mm	4 484	4 768
G	Highest position dozer blade	mm	401	
H	Lowest position dozer blade	mm	422	
I	Tumbler length	mm	1 440	
J	Track length	mm	1 906	
K	Dozer blade, maximum reach at ground level	mm	1 365	
L	Overall width with 250mm (9.8") rubber tracks	mm	1 500	
L1	Overall width with 300mm (11.8") rubber tracks	mm	1 550	
M	Overall length	mm	4 008	3 876
M*	Transport length	mm	4 595	4 525
N	Overall height of engine hood	mm	1 570	
O	Minimum ground clearance	mm	290	
P	Dozer blade height	mm	312	
Q	Shoe width (rubber)	mm	250	
Q1		mm	300	
R	Ground clearance to superstructure	mm	554	
S	Front slew radius	mm	2 002	
T	Front slew radius with maximum offset	mm	1 555	
U	Overall height cab	mm	2 535	
U*	Overall height canopy	mm	2 505	
W	Overall width of superstructure	mm	1 340	
X	Tail slew radius	mm	750	825
X1	Additional counterweight overhang	mm	75	(incl.)
Y	Angle of approach	°	34	
Z	Dozer blade width	mm	1 550	
α1	Maximum boom swing angle to the left	°	72	
β1	Maximum boom offset to the right	mm	784	
α2	Maximum boom swing angle to the right	°	56	
β2	Maximum boom offset to the left	mm	496	

1: Option

Equipment

STANDARD EQUIPMENT

Engine

Low emission, water-cooled, Volvo 3-cylinder diesel engine, meeting EU Stage V environmental regulations.
Engine restart prevention system. Starter motor is protected against ignition when engine is already running.
Dry-type single element air filter.
Plastic fuel tank with drain plug.
Protective strainer on the fuel suction pipe inside the tank.
Water separator.
Translucent fuel filter.

Drivetrain

Axial piston hydraulic motors equipped with an epicyclic reduction gears.
Automatic two speed travel.
Bottom flanged rollers lubricated for life.
Grease tensioning wheel lubricated for life.

Electric / Electronic control system

Maintenance free battery.
IP67 protected electrical system and high quality connectors.
Protected battery cut-off switch.
In-cab 12V power socket.

Swing system

Radial piston hydraulic motor with direct engagement on the ball internal crown wheel (no reduction gears).
Integrated shockless valve.
Automatic multi-disc spring applied hydraulic released slew brake.
Centralized and remote lubrication of crown wheel & ball bearing.

Undercarriage

"X" shape, box welded fabricated frame with sloping side members.
2 Tie-down points on the dozer blade.
2 Tie-down points on the frame
2 lifting points on the frame.
Sturdy removeable protecting covers for track motors and slew system.
400HB weld-on edge on dozer blade.

Hydraulic system

Plastic tank with drain plug.
Variable displacement, load-sensing piston pump.
Closed centre flow-sharing main control valve.
Cushoning on cylinders:
Boom up
Large tiltable oil cooler.
Patented filtering and filling element.
Double-acting hydraulic circuit for accessories.

Canopy

Certified FOPS level 1 on top (Falling Objects Protective Structure).
Certified TOPS (Tip-Over Protective Structure).
Certified ROPS (Roll-Over Protective Structure).
Cushionned operator station.
Large and roomy uncluttered floor.
Left hand-rail access.
Seat-belt with warning indicator.
Right rear-view mirror.
One working light on the top front.
Toolbox with integrated storage for operator's manual and lockable door.
Phone holder.

STANDARD EQUIPMENT

Cab

Certified FOPS level 1 on top (Falling Object Protective Structure).
Certified TOPS (Tip-Over Protective Structure).
Certified ROPS (Roll-Over Protective Structure).
Cushioned operator station.
Large door access.
Large and roomy uncluttered floor.
Gas-strut assisted front window opening.
Full opening front bay with in-cab storage for the front lower window.
Front windscreen wiper and washer nozzle.
Right hand side sliding window.
Flat toughened glass.
Heating systems with in-cab adjustment of temperature and air flow level.
Multiple adjustable air vents.
Filtered air inlet.
Toolbox with integrated storage for operator's manual and lockable door.
Cab inside light.
Seat-belt with warning indicator.
Right rear-view mirror.
Two working lights on top front.
Cup holder.
Phone holder.
Provision for a radio (antenna and electric wiring already fitted)

Digging equipment

Monobloc box welded fabricated boom.
Boom cylinder rod protection.
Integrated lifting point on the boom.
Monobloc box welded arms with casted ends.
Long-life steel bushings.
Hardened, pre-lubricated and corrosion resistant pins.
50 hours greasing intervals.

Machine controls

Finger tip control for boom offset.
Finger tip control for auxiliary circuit.
Breaker toggle switch on right joystick.
Automatic locking device for pilot controls and travel levers when the left console is raised.
Engine starting safety device: the left console must be raised to operate the starter.
Pressure accumulator to lower the equipment on the ground when the engine is switched off.
High torque / automatic two speed change over switch on the dashboard.
High speed toggle switch on the dozer blade lever.
Large travel pedals.

Instrumentation and monitoring

Permanent digital hour meter.
Water temperature and fuel level gauges.
Warning lights for hydraulic filter and air filter restriction.
Self-acting emergency engine shutdown. Prevents failures in case of coolant overheating or too low engine oil pressure.
Several warning lights, coupled to an audible signal, in the event of malfunction (overheating, drop in oil pressure, low battery voltage...)

Official approval

Machine conforming to European directive 2006/42/EC.
Noise emissions in the environment conforming to directive 2000/14/EC.
Hand Arm Vibrations - Whole Body Vibrations compliant with directive 2002/44/EC.
Electromagnetic compatibility (EMC) conforming to European directive 2004/108/EC and its amendments.
Object handling device conforming to EN 474-1 and EN 474-5 standards.
FOPS on top level 1 conforming to ISO 10262 standard.
TOPS conforming to ISO 12117 and EN 13531 standards.
ROPS conforming to ISO 3471-1 and / SAE J1040 standards.
OPG 1 conforming to ISO 10262 standard (when equipped).
OPG 2 conforming to ISO 10262 standard (when equipped).

OPTIONAL EQUIPMENT

Engine

- Engine auto idling
- Engine auto shut-down with time adjustment
- Dual stage air filter

Machine exterior

- Left rearview mirror
- Protected worklight on the boom
- Rear worklight
- Rotating beacon, halogen
- Warning beacon, flashing LED
- Halogen worklights
- LED worklights
- Additional counterweight
- Front canopy guard (OPG1)
- Severe-duty guards for cab or canopy (OPG2, front & top)
- Several level of paint customisation (RAL specifications) to match with your corporate identity

Undercarriage

- 250 mm rubber tracks
- 300 mm rubber tracks
- 300 mm steel tracks

Hydraulic system

- Proportional finger tip control for boom offset and accessories
- On / Off finger tip control for boom offset and accessories
- Accessory flow adjustment
- Hammer / shear valve
- Hydraulic drain for accessories
- Breaker and clamshell auxiliaries
- Second accessory circuit
- Flat face hydraulic quick couplings
- Single acting circuit for hydraulic quick couplers
- Double acting circuit for hydraulic quick couplers
- Boom & arm safety lifting valves with overload indicator
- Boom, arm and dozer blade safety lifting valves with overload indicator
- Safety valve certification
- Mineral hydraulic oil VG46
- Bio hydraulic oil VG46 (PANOLIN®)
- Mineral hydraulic oil VG68
- Mineral hydraulic oil VG32
- Bio hydraulic oil VG32 (PANOLIN®)

OPTIONAL EQUIPMENT

Operator environment

- Canopy
- Cab with heater
- Vinyl or textile seat, low backrest and standard seat belt
- Vinyl or textile seat, lumbar adjustment, high backrest and retractable seat belt
- High visibility 2" orange seatbelt
- 3" or 75mm black retractable seat belt
- High visibility orange entrance foot step
- Additional lockable storage box (behind the seat)
- ISO / SAE control pattern change
- Travel alarm
- Radio, AUX, USB, Bluetooth
- Anti-theft, code lock
- Anti-theft, coded key

Digging equipment

- Short arm 1 200 mm
- Long arm 1 500 mm

Service and maintenance

- Tool kit

Attachments

- Volvo quick coupler mechanical (pin-on)
- Extra pin kit
- Lehnhoff® Quick Coupler Mechanical (MS03)
- S-type hydraulic quick coupler (S40)
- General purpose buckets (250 mm, 34L up to 750 mm, 119L)
- Aggressive cut buckets (350 mm, 50L / 550 mm, 95L)
- Fix ditching buckets (1 200mm, 125 L / 1300mm, 141L)
- Tiltable ditching buckets (1200 mm, 125 L)
- Hydraulic breaker HB03LN
- Hydraulic breaker HB200PLUS

Telematics

- Care Track

SELECTION OF VOLVO OPTIONAL EQUIPMENT

Specific colours



Anti-theft key



Safety valve (boom, arm and blade)



Secondary accessory circuit



LED lights beacon



Not all products are available in all markets. Under our policy of continuous improvement, we reserve the right to change specifications and design without prior notice. The illustrations do not necessarily show the standard version of the machine.

VOLVO

Volvo Construction Equipment

volvoce.com