

V O L V O



Volvo Wheel Loaders 35.0-40.0 t 341 hp

L200H HIGH LIFT

Volvo Construction Equipment

This is for sure the biggest update from Volvo since the launch of the L160 High-Lift, some 40 years ago.

Tomas Larsson,
Business developer at Wasa-Åkarn AB (Sweden)



LIFTING THE FORESTRY INDUSTRY

As the first manufacturer to offer a high-lift wheel loader back in 1974, we are delighted to present the new L200H High Lift. This is a machine which builds on the success of its predecessor, the L180H High-Lift, to boost productivity and lower operating costs in logging applications.



4 reasons to choose a Volvo High-Lift Wheel Loader compared to traditional log handling machines:

Increased storage capacity

The high-lift arm system enables log stacks up to 6.9-meters high, optimizing space in the timber yard by up to 60% compared to a conventional wheel loader with timber grapple.

Higher speed on rough terrain

The four equally sized tires and articulated steering provide enhanced stability when travelling over adverse terrains at high speeds.

Cheaper site preparation

The wheel loader base can work on uneven surfaces, meaning there is no need for paved or concreted areas.

Cheaper site maintenance

The loader's wide tires provide lower ground pressure, minimizing damage when accessing paved areas.

More productive

Stronger than its predecessor, the L200H High Lift can be equipped with higher capacity grapples and carry heavier loads. Featuring additional reinforcements, this is a machine designed to handle more cubic meters per hour.

13% larger grapple

Customize the machine for your application with a wide range of upgraded grapples. Building on our long heritage in manufacturing high-lift wheel loaders, we have developed our own range of reinforced, higher capacity grapples. Available up to 4.3m², our grapples are optimized in both size and shape to facilitate easy filling.



Stronger rotator unit

To help you reach any log on the stack, the rotator unit offers 360° rotation and a tilting function. The new design minimizes service requirements.



Increased stability

The 875-type, low-profile tires as standard provide the extra stability needed for an increased load capacity, along with a long tire life. What's more, the upgraded dampening system on the rotator unit minimizes load swing and increases operator comfort.





LIFT UP TO 27% MORE

Reap the rewards of a maximum 11.2-tonne lifting capacity, made possible by the new loading unit, which features a reinforced lift arm system, cross beam and rotator unit.

Proven fuel efficiency

Building on the proven technology of its predecessor, the L200H High Lift delivers the superb levels of fuel efficiency you would expect from a Volvo machine.

Reverse By Braking

Extend component life and increase operator comfort with Reverse By Braking – patented by Volvo. The braking function slows the machine by reducing engine rpm when the operator wants to change direction, automatically applying the service brakes, which eases machine operation and reducing stress on the drivetrain.



Eco pedal

First introduced by Volvo, the eco pedal encourages economical machine operation by applying a mechanical push-back force in response to excessive use of the accelerator.



Connected to efficiency

Fuel is one of the most significant operational costs and Fuel Efficiency Reports help to identify areas where improvements can be made. If you need further support putting insight into action, your Volvo dealer is on hand to help you develop a plan to deliver long-term efficiency gains.





EFFICIENT PERFORMANCE


The gear shifting ratio has been optimized to adapt to the maximum expected workload, resulting in fast acceleration and smooth operation. Proven technologies such as OptiShift and lock-up transmission further enhance fuel efficiency.

Load Assist NEW!

Gain access to a set of tools designed to unlock the full potential of your Volvo Wheel Loader, helping to boost the productivity, efficiency and profitability of your operation.

Operator Coaching

As machines become more advanced, Operator Coaching helps to ensure that the Volvo Wheel Loader is used to its full potential. The tool provides real-time information and guidance to operators, helping them understand how their actions influence machine productivity and efficiency, as well as identifying areas for improvement in their operating technique.



Tire Pressure Monitoring System

Optimize tire life and save time spent on machine inspections with the support of the Tire Pressure Monitoring System. The system monitors the pressure and temperature of both air-inflated and hydro-inflated tires, all from the comfort of the cab.



Integrated rear-view

When installed, the rearview camera and radar detect system – which gives a visual and audible alert to the operator of unseen on-coming objects – are integrated into the Volvo Co-Pilot display.





See how
it works ▶



ON-BOARD WEIGHING

Eliminate overloading, underloading, reweighing and waiting times with the support of On-Board Weighing, providing real-time insights into the grapple's load and payload of the load receiver. A customizable alert notifies the operator if the grapple load exceeds a set limit, helping to maintain machine stability and jobsite safety.

The operator's choice

Step inside the best cab on the market, equipped with new high-lift specific features to keep operators comfortable and productive.

Precision control

Ensure precise control of the hydraulics from the specially designed multi-function lever. Operators can now easily tailor the joystick to their preferences from the convenience of their smartphone or tablet, via a password-protected Bluetooth connection.

Comfort Drive Control

To reduce operator fatigue and improve productivity, Comfort Drive Control gives you the opportunity to steer the machine using a lever instead of the steering wheel – particularly effective for fast-paced truck unloading.



More visibility

The optional front view camera provides visibility of what is happening at the front of the machine and on top of the stack, displayed on a dedicated in-cab monitor.



Collision Mitigation System

The Collision Mitigation System has been developed to support the safe operation of Volvo Wheel Loaders. The optional system assists operators while working in reverse by automatically applying the brakes when the machine approaches an obstacle, helping to reduce the risk or consequences of collisions and enhance jobsite safety.





COMFORTABLY PRODUCTIVE

The L200H High Lift truly provides the best operating experience in the industry. With a choice of seats – right up to the fully adjustable premium seat – and available with a 3-point seatbelt, operators will benefit from a spacious design, ergonomic layout and outstanding visibility.

Log more time

Long service life, reduced maintenance requirements, straightforward access to service points and a range of complementary services help to keep maintenance costs down and uptime to a maximum.

Reduced maintenance requirements

Keep time spent on maintenance to a minimum and stay working harder for longer, thanks to the maintenance free rotator unit, 1 000 hour engine service intervals and automatic lubrication.



Easy oil changes

Quick connectors make changing the hydraulic oil, transmission oil, engine oil and front axle oil fast and easy, while helping to avoid spillage and contamination.



Staying cool

The external axle oil cooling system reduces axle temperature, increasing the lifetime of the axles and brakes, along with an axle oil filter which increases the axle oil change interval to 4 000-hours. A hydraulically-driven cooling fan regulates the temperature of vital components, securing long-lasting performance – the reverse functionality blows air in the opposite direction, to enable self-cleaning.



Get connected, boost uptime

Maximize machine uptime and reduce repair costs with CareTrack telematic system. Choose to keep track of your machine yourself or let us take care of it with ActiveCare, providing 24/7 monitoring and weekly reports. ActiveCare is part of a portfolio of Uptime Services, including maintenance and repair agreements, extended warranties, and more.





GREATER SERVICE ACCESS

For easy servicing, the Volvo cab can be tilted to either a 30° or 70° angle, combined with an electronically operated engine hood. Inspecting and cleaning the engine compartment is now even easier thanks to additional side handrails as well as easily removed and repositioned covers.

Reaching new heights

Superb fuel efficiency

- Optimized gear ratio for fast acceleration and smooth operation
- OptiShift - Reverse By Braking, Lock-up transmission
- Eco pedal
- Fuel Efficiency Report

Load Assist NEW!

- On-Board Weighing
- Tire Pressure Monitoring System
- Operator Coaching
- Integrated rearview camera and optional radar detect system

The operator's choice

- Customizable joystick via smartphone/Bluetooth
- Front-view camera (Option)
- Collision Mitigation System (Option)
- Adjustable premium seat with 3-points seatbelt (Option)
- Comfort Drive Control: lever-steering (Option)
- Operator Training Program

Keep moving

- 4 000hr axle oil change intervals
- 1 000hr engine service intervals
- Reversible hydraulically-driven cooling fan
- Automatic lubrication system
- ActiveCare
- Genuine Volvo Parts, Maintenance and repair agreements

Straightforward servicing

- Quick oil drain/fill connectors for hydraulics, transmission, engine and front axle
- Easier to inspect and clean the engine compartment thanks to additional handrails on both sides, electronically-operated engine hood and easy-to-remove/reposition covers
- Tilting cab
- Brake wear indicators located on the wheels
- Replaceable breather filters



Lift up to 27% more

- Up to 11.2 tonne lifting capacity
- Range of Volvo grapples – Up to 13% larger (4.3m²)
- Stronger rotator unit with integrated dampening system
- Wide, low-profile tires

A proven concept since 1974

- Lift arm system enabling log stacks up to 6.9 meters
- Faster travel on rough terrain
- Ability to operate on unpaved ground
- Minimize risk of damaging paved surfaces
- Log pusher (Option): up to 30% higher stack



L200H High Lift in detail

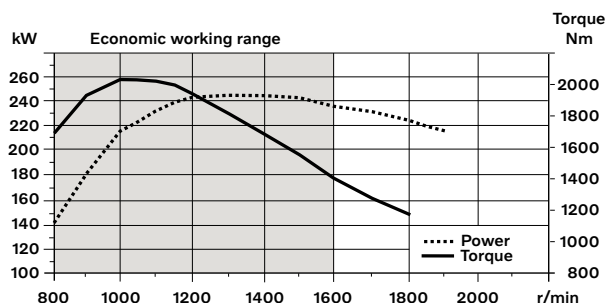
Engine

V-ACT Stage V, 13 liter, 6-cylinder straight turbocharged diesel engine with 4 valves per cylinder, overhead camshaft and electronically controlled unit injectors. The engine has wet replaceable cylinder liners and replaceable valve guides and valve seats. The throttle applications is transmitted electrically from the throttle pedal or the optional hand throttle.

Air cleaning: Two-stage: Pre stage filter - primary filter.

Cooling system: Hydrostatic, electronically controlled fan and intercooler of the air-to-air type.

Engine	Volvo	D13J
Max. power at	r/min	1 300 - 1 400
ECE R120 net	kW	251
	hp	341
ISO 9249, SAE J1349 net	kW	250
	hp	340
Max. torque at	r/min	1 000
SAE J1995 gross	Nm	2 030
ISO 9249, SAE J1349 net	Nm	2 024
Economic working range	r/min	800 - 1 600
Displacement	l	12.8



Brake system

Service brake: Volvo dual-circuit system with nitrogen-charged accumulators. Outboard-mounted fully hydraulic operated, fully sealed oil circulation-cooled wet disc brakes. The operator can select automatic disengagement of the transmission when braking, using Contronic.

Parking brake: Dry disc brake. Applied by spring force, electro-hydraulic release with a switch on the instrument panel.

Secondary brake: Dual brake circuits with rechargeable accumulators. One circuit or the parking brake fulfills all safety requirements.

Standard: The brake system complies with the requirements of ISO 3450.

Number of brake discs per wheel	1
Accumulators	l 2 x 1.0 + 1 x 0.5

Electrical System

Central warning system:

Contronic electrical system with central warning light and buzzer for following functions: - Serious engine fault - Low steering system pressure - Over speed warning engine - Interruption in communication (computer fault) Central warning light and buzzer with the gear engaged for the following functions: - Low engine oil pressure - High engine oil temperature - High charge air temperature - Low coolant level - High coolant temperature - High crank case pressure - Low transmission oil pressure - High transmission oil temperature - Low brake pressure - Engaged parking brake - Fault on brake charging - Low hydraulic oil level - High hydraulic oil temperature - Overspeeding in engaged gear - High brake cooling oil temperature front and rear axles.

Voltage	V	24
Batteries	V	2 x 12
Battery capacity	Ah	2 x 170
Cold cranking capacity, approx	A	1 000
Alternator rating	W/A	2 280/80
Starter motor output	kW	7

Drivetrain

Torque converter: Single-stage.

Transmission: Volvo countershaft transmission with single lever control. Fast and smooth shifting of gears with Pulse Width Modulation (PWM) valve. Torque converter with lockup.

Transmission: Volvo Automatic Power Shift (APS) with fully automatic shifting 1-4 and mode selector with 4 different gear shifting programs, including AUTO. Also equipped with Rimpull control to avoid wheel spin. Axles: Volvo fully floating axle shafts with planetary hub reductions and nodular iron axle housing. Fixed front axle and oscillating rear axle. 100% differential lock on the front axle.

Transmission	Volvo	HTL 223
Torque multiplication, stall ratio		2.09:1
1st gear	km/h	6
2nd gear	km/h	13
3rd gear	km/h	24
4th gear	km/h	38

Note: 4th gear limited by ECU

Front axle/rear axle		AWB 40B
Rear axle oscillation	± °	13
Ground clearance	mm	540
at oscillation	°	13

Cab

Instrumentation: All important information is centrally located in the operator's field of vision. Display for Contronic monitoring system.
Heater and defroster: Heater coil with filtered fresh air and fan with auto and 11 speeds. Defroster vents for all window areas.
Operator's seat: Operator's seat with adjustable suspension and retractable seatbelt. The seat is mounted on a bracket on the rear cab wall. The forces from the retractable seatbelt are absorbed by the seat rails.
Standard: The cab is tested and approved according to ROPS (ISO 3471), FOPS (ISO 3449). The cab meets with requirements according to ISO 6055 (Operator overhead protection - Industrial trucks) and SAE J386 („Operator Restraint System“).
 Refrigerant of the type R134a is used when this machine is equipped with air conditioning. Contains fluorinated greenhouse gas R134a, Global Warming Potential 1.430 t CO₂-eq

Ventilation	m ³ /min	9
Heating capacity	kW	16
Air conditioning (optional)	kW	7.5

Steering System

Steering system: Load-sensing, hydrostatic articulated steering.
System supply: The steering system has priority feed from a load-sensing axial piston pump with variable displacement.
Steering cylinders: Two double-acting cylinders.

Steering cylinders		2
Cylinder bore	mm	90
Rod diameter	mm	60
Stroke	mm	525
Working pressure	MPa	21
Maximum flow	l/min	252
Maximum articulation	± °	37

Service Refill

Service accessibility: Large, easy-to-open hood covering whole engine department, electrically operated. Fluid filters and component breather air filters promote long service intervals. A quick-fit adapter on the hydraulic tank provides faster hydraulic oil fill. Possibility to monitor, log and analyze data to facilitate troubleshooting.

Fuel tank	l	366
DEF/AdBlue® tank	l	31
Engine coolant	l	55
Hydraulic oil tank	l	156
Transmission oil	l	48
Engine oil	l	50
Axle oil front	l	46
Axle oil rear	l	55

Lift Arm System

The Volvo high-lift arm system is a rugged and stable in-house design, with optimized visibility throughout the work cycle. The new lift arm design gives increased lift height and the possibility to rotate the grapple 360 degrees fully open at top position. The lift height is up to 6 meters under closed grapple. The lift arm system also integrates windshield protection.

Lift cylinders		2
Cylinder bore	mm	140
Piston rod diameter	mm	110
Stroke	mm	2 242
Tilt cylinder		2
Cylinder bore	mm	140
Piston rod diameter	mm	70
Stroke	mm	691

Hydraulic system

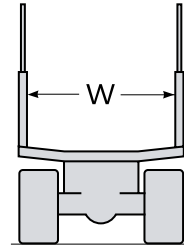
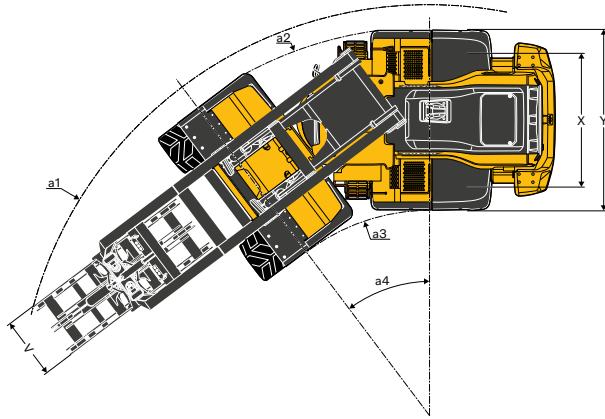
System supply: Two load-sensing axial piston pumps with variable displacement. The steering function always has priority from one of the pumps.
Valves: Two main valves. Main valve 1: 2 spool control valve for lift- and tilt function. Main valve 2: 4 spool control valve for grapple, grapple tilt, rotator and log pusher (extra equipment).
Filter: Full flow filtration through 10 micron (absolute) filter cartridge.

Working pressure maximum, pump 1	MPa	20
Working pressure maximum, pump 2	MPa	28
Pilot system	MPa	3.2 - 4.0
Lower, empty (top to bottom)	s	6

Sound Level

Sound pressure level in cab according to ISO 6396		
L _{pA}	dB	70
External sound level according to ISO 6395 and EU Noise Directive 2000/14/EC		
L _{WA}	dB	108

Specifications



Tires: 875/65 R29*

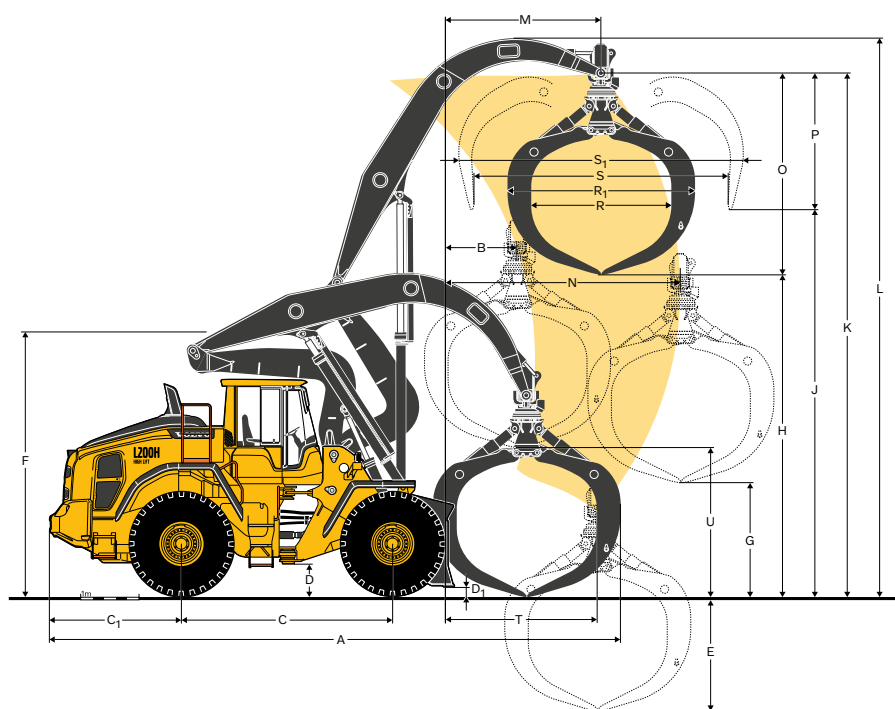
Rotating grapple, 360°, 4.3 m², 54578540

B	mm	1 210
C	mm	3 550
C ₁	mm	2 230
D Ground clearance	mm	540
D ₁ Ground clearance with log pusher	mm	250
F Min machine height with grapple tilted forward	mm	4 790
K	mm	9 070
L	mm	9 630
M	mm	2 610
N	mm	3 970
T	mm	2 540
U	mm	2 500
X	mm	2 400
Y	mm	3 260
a ₁	mm	7 390
a ₂	mm	6 980
a ₃	mm	3 680
a ₄	°	± 37
Log pusher length**	mm	200

* The 775/65 R29 tires affect the dimensions B, E, M, N, T by +70 mm and heights G, H, J, K, L by -70 mm.

** The log pusher affects the length A by +200 mm and the lengths B, M, N by -200 mm.

Note: When unloading a vehicle, the log grapple's width (R) should be the same or less compared to the distance between the „stakes“ (W) on the vehicle.



		Round shaped								Heart shaped
Tires: 875/65 R29										
Order no.		55019257	55019260	55019263	55019272	55019148	55019230	55019243	54578540	55019237
Clamping		Chain				Arms				Arms
Grapple area	m²	3.4	3.7	4	4.3	3.4	3.7	4	4.3	3.7
A	mm	9 620	9 680	9 740	9 770	9 620	9 680	9 740	9 770	9 680
E	mm	1 560	1 680	1 800	1 920	1 560	1 680	1 800	1 920	1 860
G	mm	2 250	2 130	2 010	1 890	2 250	2 130	2 010	1 890	1 950
H	mm	5 980	5 860	5 740	5 620	5 980	5 860	5 740	5 620	5 680
J	mm	6 890	6 830	6 770	6 710	6 890	6 830	6 770	6 710	6 740
O	mm	3 090	3 210	3 330	3 450	3 090	3 210	3 330	3 450	3 390
P	mm	2 180	2 240	2 300	2 360	2 180	2 240	2 300	2 360	2 330
R	mm	2 400	2 400	2 400	2 400	2 400	2 400	2 400	2 400	2 400
R ₁	mm	3 070	3 130	3 190	3 220	3 070	3 130	3 190	3 220	3 130
S	mm	3 730	3 950	4 160	4 370	3 730	3 950	4 160	4 370	4 210
S ₁	mm	4 300	4 500	4 700	4 900	4 300	4 500	4 700	4 900	4 410
V	mm	1 100	1 100	1 100	1 100	1 100	1 100	1 100	1 100	900
Grapple weight	kg	2 520	2 580	2 650	2 750	2 870	2 950	3 060	3 140	2 880
Max working load*	kg	11 150	11 090	11 030	10 920	10 800	10 730	10 620	10 540	10 790
Operating weight**	kg	36 300	36 360	36 420	36 520	36 650	36 720	36 830	36 910	36 650
Timber		x	x	x	x	x	x	x	x	
Shortwood (pulpwood)										x
Unloading against wall										x
Tire availability		775 & 875	875	875	775 & 875	875	875	875	775 & 875	

* Fully articulated, with tire deflection, boom retracted by ~750 mm with 875 tires and by ~850 mm with 775 tires.

** Including liquid in rear tires.

Note: Log pusher increases operating weight by 970 kg. Radiator grille guard (WL86023) increases operating weight by 130 kg and increases the working load by 100 kg. Fire suppression system increases operating weight by 85 kg.

Equipment

STANDARD EQUIPMENT
Engine
Exhaust after-treatment system
Three-stage air cleaner, pre-cleaner, primary and secondary filter
Indicator for coolant level
Preheating of induction air
Fuel pre-filter with water trap
Fuel filter
Crankcase breather oil trap
Reversible cooling fan
Exterior radiator air intake protection
Drivetrain
Automatic Power Shift
Fully automatic gearshifting, 1-4
PWM-controlled gearshifting
Forward and reverse switch by hydraulic lever console
Rimpull control
Indicator glass for transmission oil level
Differentials: Front, 100% hydraulic differential lock. Rear, conventional.
OptiShift
Lock-up first gear
Electrical System
24 V, pre-wired for optional accessories
Alternator 24V/80A/2280W
Battery disconnect switch
Fuel gauge
Hour meter
Electric horn
Instrument cluster:
Fuel level
Diesel Exhaust Fluid/AdBlue level
Transmission temperature
Coolant temperature
Instrument lighting
Lighting:
Twin halogen front headlights with high and low beams
Parking lights
Double brake and tail lights
Turn signals with flashing hazard light function
Halogen work lights (2 front and 2 rear)

STANDARD EQUIPMENT
Contronic monitoring system
Monitoring and logging of machine data
Contronic display
Fuel consumption
Diesel Exhaust Fluid/AdBlue consumption
Ambient temperature
Clock
Test function for warning and indicator lights
Brake test
Test function, sound level at max fan speed
Warning and indicator lights:
Battery charging
Parking brake
Warning and display message:
Regeneration
Engine coolant temperature
Charge-air temperature
Engine oil temperature
Engine oil pressure
Transmission oil temperature
Transmission oil pressure
Hydraulic oil temperature
Brake pressure
Parking brake applied
Brake charging
Overspeed at direction change
Axle oil temperature
Steering pressure
Crankcase pressure
Attachment lock open
Safety Belt Warning
Level warnings:
Fuel level
Diesel Exhaust Fluid/AdBlue level
Engine oil level
Engine coolant level
Transmission oil level
Hydraulic oil level
Washer fluid level
Engine torque reduction in case of malfunction indication:
High engine coolant temperature
High engine oil temperature
Low engine oil pressure
High crankcase pressure
High charge-air temperature
Engine shutdown to idle in case of malfunction indication:
High transmission oil temperature
Slip in transmission clutches
Keypad, background lit
Start interlock when gear is engaged

STANDARD EQUIPMENT
Hydraulic system
Main valve, double acting 2-spool with hydraulic pilots
Variable displacement axial piston pumps (3) for: 1 Working hydraulics, Pilot hydraulics and Brake system 2 Working hydraulics, Pilot hydraulics, Steering and Brake system 3 Cooling fan and Brake system
Electro-hydraulic servo controls
Electronic hydraulic lever lock
Automatic boom kick-out
Automatic bucket positioner
Double-acting hydraulic cylinders
Indicator glass for hydraulic oil level
Hydraulic oil cooler
Boom suspension system
Brake system
Dual brake circuits
Dual brake pedals
Secondary brake system
Parking brake, electro-hydraulic
Brake wear indicators
Oil cooler and filter front & rear axle
Cab
ROPS (ISO 3471), FOPS (ISO 3449)
Single key kit door/start
Acoustic inner lining
Cigarette lighter, 24 V power outlet
Lockable door
Cab heating with fresh air inlet and defroster
Fresh air inlet with two filters
Automatic heat control
Floor mat
Dual interior lights
Interior rear-view mirrors
Dual exterior rear-view mirrors
Sliding window, right side
Tinted windshield glass
Retractable seatbelt (SAE J386)
Adjustable steering wheel
Storage compartment
Document pocket
Sun visor
Beverage holder
Windshield washer front and rear
Windshield wipers front and rear
Interval function for front and rear wipers

STANDARD EQUIPMENT
Service and maintenance
Automatic lubrication system
Engine oil remote drain and fill
Transmission oil remote drain and fill
Lubrication manifolds, ground accessible
Pressure check connections: transmission and hydraulic, quick-connects
Quick-fit hydraulic oil fill
Tool box, lockable
External equipment
Orange hand rails
Fenders, front and rear
Viscous cab mounts
Rubber engine and transmission mounts
Frame, joint lock
Vandalism lock prepared for Engine compartment Radiator grille
Lifting eyes
Tie-down eyes
Fabricated counterweight
Counterweight, pre-drilled for optional guards
Other equipment
Counterweight, logging

Equipment

OPTIONAL EQUIPMENT
Engine
Air pre-cleaner, cyclone type
Air pre-cleaner, oil-bath type
Air pre-cleaner, turbo type
Engine auto shutdown
Engine delayed shutdown
Engine block heater
Fuel fill strainer
Fuel heater
Hand throttle control
Max. fan speed, hot climate
Radiator, corrosion-protected
Reversible cooling fan and axle oil cooler
Tires
775/65 R29
875/65 R29
Drivetrain
Speed limiter
Electrical System
Anti-theft device
Emergency stop
Locking device, Tag out Lock out
Headlights, assym. left
License plate holder, lighting
Rear vision system, colour LCD monitor in the cab
Reduced function working lights, reverse gear activated
Reverse alarm, audible
Reverse alarm, audible, multi-frequency
Reverse warning light, strobe lighting
Side marker lamps
Warning beacon LED
Warning beacon LED automatic
LED Head Light
LED tail light
LED working lights, attachments
LED working lights on cab, front and rear
LED working lights on cab, front, 2 alt. 4 LED lamps
LED working lights on cab, rear, 2 alt. 4 LED lamps
LED working lights, rear in grille, 2 LED lamps
LED working lights, front above head lamps, 2 LED lamps
LED work lights, side on cab, 4 LED lamps
LED work lights, attachments, 6 LED lamps
LED light packages
Working lights halogen, attachments
Working lights on cab halogen, front and rear
Working lights on cab halogen, rear
Electrical distribution unit 24 volt
Radar detect system
Jump start connector, NATO-Type

OPTIONAL EQUIPMENT
Hydraulic system
Hydraulic fluid, biodegradable, Volvo
Hydraulic fluid, fire-resistant
Hydraulic fluid, for hot climate
Brake system
Stainless steel, brake lines
Cab
Anchorage for Operator's manual
Automatic Climate Control, ACC
ACC control panel, with Fahrenheit scale
Asbestos dust protection filter
Ashtray
Cab air pre-cleaner, cyclone type
Carbon filter
Cover plate, under cab
Lunch box holder
Volvo Armrest, operator's seat, left
Operator's seat, Volvo air susp, heavy-duty, high back, heated
Operator's seat, (air seat std) 2-point seat belt
Operator's seat, (air seat std) 3-point seat belt
Operator's seat, Premium Comfort ISRI
Operator's seat, Premium Comfort ISRI 3-point seat belt
Radio installation kit incl. 12 volt outlet, left side
Radio installation kit incl. 12 volt outlet, right side
Radio (with AUX, Bluetooth and USB connection)
DAB Radio
Subwoofer
Steering wheel knob
Sun blinds, rear windows
Sun blinds, side windows
Timer cab heating
Window, sliding, door
Universal door/ignition key
Remote door opener
Forward view mirror
Cab heater power outlet 240V
Delayed Engine Shutdown
Service and maintenance
Oil sampling valve
Refill pump for grease to lube system
Tool kit
Wheel nut wrench kit
Quick engine oil change
Cleaner kit, with air blow gun
ROX, rapid oil exchange pump
CareTrack, GSM, GSM/Satellite
Telematics, Subscription

OPTIONAL EQUIPMENT
Protective equipment
Belly guard rear
Belly guard rear, oil pan
Center hinge and rear frame guard
Cover plate, rear frame
Cab roof, heavy-duty
Guards for front headlights
Guards for radiator grill
Guards for tail lights
Windows, side and rear guards
External equipment
Cab ladder, rubber-suspended
Fire suppression system
Handles on counterweight
Counterweight, signal painted, chevrons
Mudguards, full cover wideners and prot. Included
Tow hitch

OPTIONAL EQUIPMENT
Other equipment
CE-marking
Comfort Drive Control (CDC)
Secondary steering with automatic test function
Sound decal, EU
Sound decal, USA
Reflecting stickers (decals), machine contour
Reflecting stickers (stripes), machine contour Cab
Option for machines without dinitrol
Noise reduction kit, exterior
Sign, slow moving vehicle
Sign, 50 km/h
Attachments
Log grapples

SELECTION OF VOLVO OPTIONAL EQUIPMENT

Log pusher



Load Assist suite of tools



Front-view camera



Fire Suppression System



LED light packages



Air pre-cleaner



Not all products are available in all markets. Under our policy of continuous improvement, we reserve the right to change specifications and design without prior notice. The illustrations do not necessarily show the standard version of the machine.

V O L V O