

Volvo Construction Equipment
Building Tomorrow



L30G, L35G

Volvo Compact Wheel Loaders 5.5-6.1 t 75 hp



WELCOME TO OUR WORLD

Welcome to a world of industry leading machinery. A world where imagination, hard work and technological innovation will lead the way towards developing a future which is cleaner, smarter, and more connected. A world supported by the enduring values of the Volvo Group. A world of stability, sustainability and innovation. A world which we put our customers at the heart of.

Welcome to the world of Volvo Construction Equipment – we think you're going to like it here.

Small machines, big results

With decades of experience in the design and manufacture of compact excavators and wheel loaders, our range of compact machinery is designed with customer success in mind. Built from the same DNA as large Volvo machinery, our compact range sets the standard for efficiency performance and uptime – complemented by an extensive range of Volvo attachments for maximum versatility.

Building on our proud history, the Volvo Concept Lab continues to create cutting-edge ideas and innovative concepts – such as our award-winning electric compact excavator – to ensure we offer our customers machines which deliver big results long into the future.



Solutions for you

Our industry leading machines are just the start of your relationship with Volvo. As your partner, we have developed an extensive range of additional solutions to help you improve uptime, boost productivity and reduce costs.

Designed for your business

Structured across nine blocks, our portfolio of products and services are designed to complement your machine's performance and boost your profitability. Simply put, we offer some of the best guarantees, warranties and technological solutions in the industry today..

There when you need us

Whether you're buying new or used, our global network of dealers and technicians offer around-the-clock support, including machine monitoring and world-class parts availability. It's the basis of everything offered by Volvo Services, so you can be confident we've got you covered right from the start.

BUILDING TOMORROW

Efficient performance

Built for working in tough conditions, the L30G and L35G compact wheel loaders from Volvo are versatile machines, strong by design and well protected for enhanced durability. These robust, reliable machines are built to deliver superior performance that lasts. Featuring a comfortable cab, excellent hydraulics, easy-to-use controls and outstanding serviceability, these compact wheel loaders are designed to work with power and precision, improving safety and performance in all applications.

Versatile by design

The compact wheel loaders are suitable for any application, whether you are handling delicate freight, traveling frequently between worksites, or using demanding attachments. The dual hydraulics enable simultaneous lifting and steering, while the optional boom suspension absorbs bumps. Cut your transit time with the smooth hydrostatic drive and high speed option, and boost productivity with the optional auxiliary hydraulic pump, which provides up to 100 liters per minute.



Easy operations

Take a seat in the cozy Volvo Care Cab and benefit from optimum visibility with the perfectly designed dashboard and large expanse of glass. The operator can maneuver with ease and confidence thanks to exceptional all-round visibility. Customize your driving experience with the new adjustable steering column, providing more room to ensure a comfortable ride.



Safety first

The compact wheel loaders are easy to drive, even for less experienced operators, thanks to the single inching braking pedal. Designed with safety in mind, the FOPS / ROPS certified Cab enables safe ingress and egress, reducing the risk of accidents or injury. Promote best safety practices on your jobsite with the optional orange seatbelt and transmission cut-off switch.



Enhanced uptime

Maximize uptime with 100 hours lift frame greasing interval and excellent access to service the transversally mounted engine. Protect your investment from obstacles with the high ground clearance and sturdy, casted rear counterweight, ensuring high residual value of your compact wheel loader.





BOOST YOUR PERFORMANCE

Expect unbeatable traction and best-in-class ground clearance with the L30G and L35G. The compact wheel loaders are equipped with an articulated oscillating joint, 100% differential locks for front and rear wheels, and industry unique portal axles. Maintain excellent parallel movement with forks and ensure fast cycle times with Z-bar or TP linkages, delivering high tilt force throughout the entire lift path.



EFFICIENT ATTACHMENT CHANGES

Volvo attachment brackets are the perfect fit for maximizing productivity of your machine. Quickly and easily, connect to a full range of attachments, adding versatility and efficiency to your machine.

State-of-the-art support

Volvo is committed to providing a complete solution to guarantee the highest performance from your Volvo machine, including high quality attachments and state-of-the-art support through our customer solutions. Take advantage of our unique, global dealer support network to ensure your machine achieves maximum uptime, and generates maximum profit and growth for your business.

Robust attachments to match

Keep the production running with Volvo attachments, built to last. Trust our high quality attachments and gain peace of mind. Perfectly matched to Volvo compact wheel loader, Volvo buckets, forks, grapple and material handling arms make your machine perform at maximum capacity.



Retain Volvo quality

Our leading parts availability ensures maximum uptime of your machine. Volvo parts are extensively tested and approved because every part is vital for performance. Benefit from a cost-effective manufacturing program by selecting the Diesel Particulate Filter engine, providing short part delivery to reduce your maintenance time.



Here to support you

Volvo is here to support you whenever you need it. As a complete solutions provider, we listen to your requirements to ensure machine uptime and increase your revenue. With our extensive infrastructure of technicians, workshops and dealers, Volvo has a comprehensive network to fully support you using local knowledge and experience.



Control service costs

We can help support the profitability of your operation. The range of Customer Support Agreements offer preventive maintenance, total repairs and a number of uptime services. Volvo uses the latest technology to monitor machine operation and status, giving you advice to increase machine uptime. By having a Customer Support Agreement, you are in control of your service costs.



Ultimate performance

FAST CYCLE TIMES

- Articulated oscillating joint and 100% differential locks secure outstanding traction
- Portal axles design provides industry-leading ground clearance
- Independent hydraulic pumps enable simultaneous lifting and steering with no impact on boom speed
- Z-bar delivers high-breakout force and excellent parallel movement for bucket and forks applications

VERSATILITY

- Compact design minimizes transit time
- Volvo attachments brackets: efficient attachment changes
- Range of matched Volvo buckets, forks, grapples and material handling arms





EASY AND SAFE OPERATION

- All-round visibility
- Adjustable steering column
- Single inching braking pedal
- FOPS/ROPS certified cab

ENHANCED UPTIME

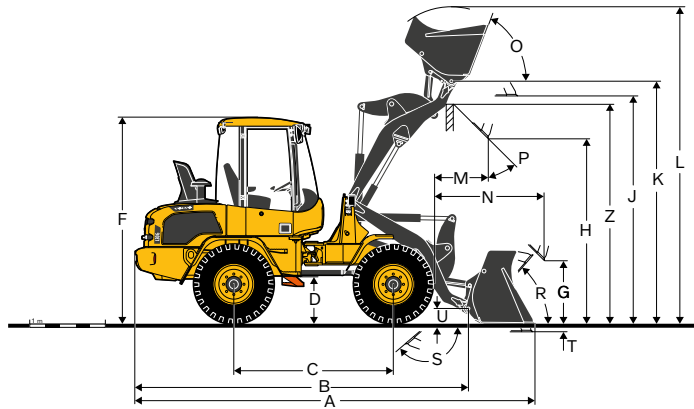
- 100 hours lift frame greasing interval
- Easily accessed service points
- Genuine Volvo Parts: retain Volvo quality
- Control service costs with a Customer Support Agreement

L30G, L35G in detail

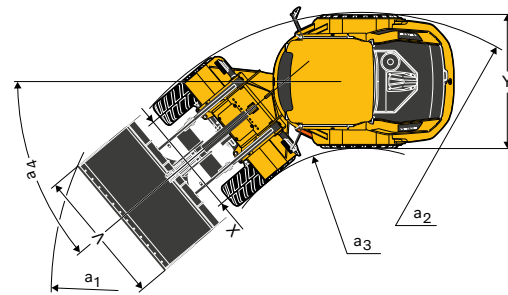
Engine			
Volvo 4-cylinder, common rail, diesel engine compliant to EU Stage V environmental regulations. Maximum engine incline is 30 degrees in all directions. Air cleaning: 1. Paper filter with indicator in cab 2. Safety filter Exhaust after treatment system: Cooled Exhaust Gas Recirculation (EGR), diesel oxidation catalyst (DOC) and diesel particulate filter (DPF).			
		L30G	L35G
Engine	Volvo	D3.3H	D3.3H
Max power at	r/min	2 600	2 600
SAE J1995 gross	kW	55.4	55.4
	hp	75	75
Max. torque at	r/min	1 500	1 500
SAE J1995 gross	Nm	265	265
Economic working range	r/min	1 300 - 2 100	1 300 - 2 100
Displacement	l	3.3	3.3
Bore	mm	98	98
Stroke	mm	120	120
Electrical system			
Contronic electrical system with central warning light and buzzer, providing clear and easy to read information to the operator. A keypad allows easy navigation on the central LCD display with main and sub information field. Indicators and activation lights are available for various control and monitoring functions. An audible warning alarm will sound and a central warning indicator will flash if abnormal operating values or error messages arise. Gauges are available for coolant temperature and fuel level. A fuse test port is available in the fuse box, allowing operators to perform initial investigations, reducing diagnostic time.			
		L30G	L35G
Voltage	V	12	12
Batteries	V	1	1
Battery capacity	Ah	100	100
Alternator rating	W/A	1 260 / 90	1 260 / 90
Starter motor output	kW	3	3
Drivetrain			
The hydrostatic transmission allows for speed range change without any tractive power interruption. Maximum tractive power is available in all speed ranges, regardless of the driving direction. Single "Inch/brake pedal" for variable machine speed control and easy power transfer to the wheels at constant engine rpm. Transmissions forward, neutral, reverse and differential locks buttons are all easy to reach on the multifunctional right joystick. This allows excellent ergonomics and greater efficiency in all applications thanks to the single-handed operation of the machine. Two rigid portal axles provides long durability and best in class ground clearance. The central articulating-oscillating joint and all wheel drive allows excellent mobility in all ground conditions. The 100% differential lock on both axles enable low tire wear on hard ground while maximizing traction force in soft terrain.			
		L30G	L35G
Angle of oscillation	± °	10	10
Oscillation at wheel, max.	mm	250	270
Track	mm	1 482	1 532
Travel speed, forward/reverse			
1st range	km/h	6	6
2nd range	km/h	20	20
Low-speed version			
1st gear	km/h	6	6
2nd gear	km/h	20	20
High-speed version			
1st gear	km/h	8	8
2nd gear	km/h	30	30
Tires			
		L30G	L35G
Size		365 / 80 R20	405 / 70 R20

Linkage			
Z-bar linkage providing high breakout force to the bucket and also parallel movement to the fork frame thanks to Volvo's specific kinematics.			
		L30G	L35G
Linkage system		Z-bar	Z-bar
Lift cylinders		2	2
Tilt cylinders		1	1
Lift time (loaded)	s	6.5	5.5
Lowering time (empty)	s	3.5	3.5
Dump time	s	1.5	1.2
Brake system			
Service brake: an Inching-brake pedal provides hydrostatic wearless braking in the first stage for precise approach; if applied further the central disk brake takes over for final braking and machine immobilization. Parking brake: Mechanically activated central drum brake, located on the rear axle dropbox and acting upon all four wheels.			
Steering System			
Central articulating-oscillating joint with Elastical end-stops. Hydrostatic steering powered via a dedicated gear pump allowing precise operation even at low engine revolutions: steering the machine does not influence the working hydraulic speed e.g. when lifting loads.			
		L30G	L35G
Steering cylinders		1	1
Working pressure	MPa	19	19
Maximum flow	l/min	33.5	33.5
Max articulation	± °	40	40
Cab			
The cab is tested and approved according to ROPS (ISO 3471, SAE J1040) and FOPS (ISO 3449). The cab is compliant with ISO 6055 requirements regarding Operator overhead protection - Industrial trucks and SAE J386 regarding Operator Restraint System. The operator's seat features an adjustable suspension and a retractable seatbelt. Fresh air is filtered through a large elements prior entering, ensuring extremely clean air distribution in the cab. Several air vents enables fast de-misting and defrosting. The contronic monitoring system provides all important information in a central position and all machine controls are located in the operator's field of vision.			
Hydraulic system			
Working hydraulic system with pilot operated control valves. System supply: A gear pump provides flow to the working hydraulic. System control: Double-acting 3-spools main control valve. The lift function has four positions: lift, hold (neutral), lower and float position. The tilt function has three positions: rollback, hold (neutral) and dump. The third hydraulic function has three positions: unlock attachment, neutral and lock attachment. It can power a hydraulic attachment such as sweeper, 4-in-1 bucket. A fourth hydraulic functions is available as options to power hydraulic implements (Hi-Tip bucket, angle sweeper etc...) Filtration: Full-flow filtration through 10 micron (absolute) filter cartridge in a combined suction-return-filter. Cooling: Thermostatically controlled oil flow to oil cooler (fast warm-up, optimized cooling).			
		L30G	L35G
Working pressure max	MPa	23	24
Flow	l/min	57	69
at engine speed	r/min	2 600	2 600
Service Refill			
Ground level access, fuel filler and hydraulic oil filler well protected under the rear engine hood.			
		L30G	L35G
Fuel tank	l	84	84
Engine oil	l	11.2	11.2
Engine coolant	l	11	11
Hydraulic tank	l	54	54
Front axle oil	l	12.2	12.2
Rear axle oil	l	13.5	13.5
Sound Level			
		L30G	L35G
Sound pressure level (LpA) at operator's position (Measurement method according to ISO 6396):			
LpA	dB	75	75
Sound power level (LWA) around the machine (Requirements of 2000/14/EC with applicable appendices and measurement method according to ISO 6395)			
LWA	dB	101	101

Specifications



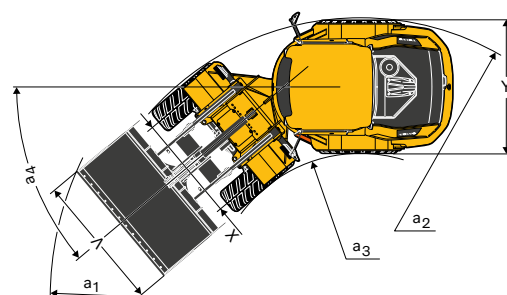
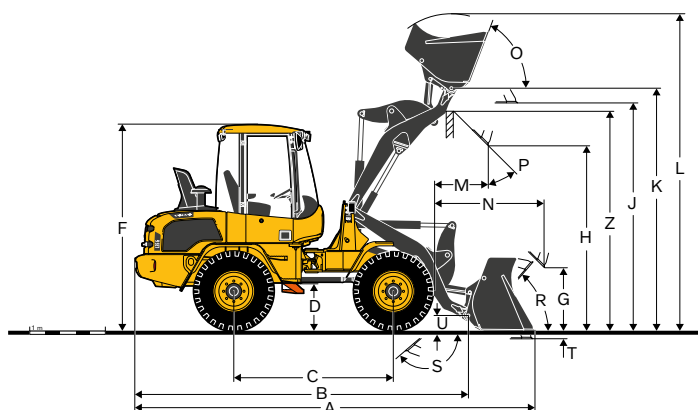
Description	Unit	L30G Z-BAR with 365/80 R20 tires
B	mm	4 480
C	mm	2 150
D	mm	600
F	mm	2 740
G	mm	900
J	mm	3 060
K	mm	3 260
O	°	70
P	°	45
R	°	50
S	°	140
U	mm	200
X	mm	1 482
Y	mm	1 835
Z	mm	2 960
a ₂	mm	3 900
a ₃	mm	2 030
a ₄	°	±40



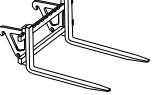
Description	Unit	L30G Z-BAR
With Loading Fork Centre of gravity 500mm		
Tipping load, full turn (ISO / DIS)	kg	3 000
Payload according to EN 474-3, 60/80%	kg	1 800 / 2 400
Payload 80%, transport position, 40 ° full turn	kg	2 500

Description		Unit	L30G Z-BAR			
			GENERAL PURPOSE		Light material bucket	4-in-1
with 365/80 R20 tires						
Capacity heaped		m ³	1.0	1.1	1.5	0.9
Material density		kg/m ³	1 900	1 700	1 000	1 900
Static tipping load, straight (ISO / DIS)		kg	4 350	4 250	4 050	4 000
Static tipping load, full turn 40° (ISO / DIS)		kg	3 850	3 800	3 600	3 550
Hydraulic lifting capacity, max.		kN	57	55.5	54	53
Breakout force		kN	61	53	44	53
A Total length		mm	5 280	5 380	5 550	5 380
L Lift height, max.		mm	4 220	4 260	4 420	4 135
V Bucket width		mm	1 900	1 900	2 000	1 900
a ₁ Clearance circle		mm	8 490	8 550	8 730	8 560
T Digging depth		mm	50	50	50	55
H Dump height		mm	2 580	2 505	2 385	2 480
M Reach at max. height		mm	680	745	860	710
N Reach, max.		mm	1 455	1 525	1 640	1 490
Operating weight		kg	5 500	5 520	5 600	5 710

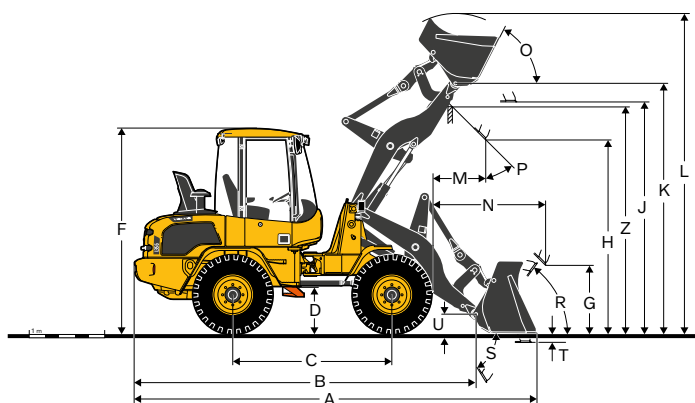
Specifications



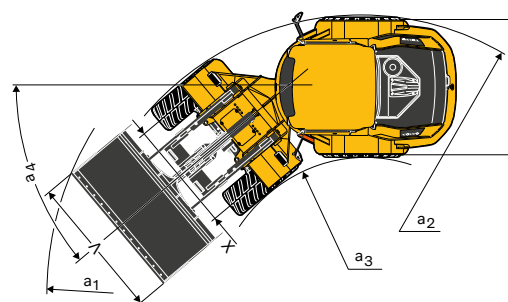
Description	Unit	L35G Z-BAR with 405/70 R20 tires
B	mm	4 485
C	mm	2 150
D	mm	610
F	mm	2 745
G	mm	900
J	mm	3 145
K	mm	3 345
O	°	66
P	°	45
R	°	50
S	°	135
U	mm	200
X	mm	1 532
Y	mm	1 932
Z	mm	3 050
a ₂	mm	3 960
a ₃	mm	1 980
a ₄	°	±40

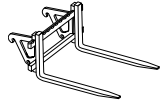
Description	Unit	L35G Z-BAR	
With Loading Fork Centre of gravity 500mm		FEM II	FEM III
			
Tipping load, full turn (ISO / DIS)	kg	3 340	3 300
Payload according to EN 474-3, 60/80%	kg	2 000 / 2 500	2 000 / 2 600
Payload 80%, transport position, 40 ° full turn	kg	2 500	2 800


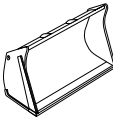

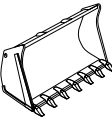
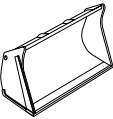

Description		Unit	L35G Z-BAR		
			GENERAL PURPOSE	Light material bucket	4-in-1
with 405/70 R20 tires					
Capacity heaped		m ³	1.2	1.5	1
Material density		kg/m ³	1 800	1 200	1 900
Static tipping load, straight (ISO / DIS)		kg	4 950	4 650	4 450
Static tipping load, full turn 40° (ISO / DIS)		kg	4 350	4 050	3 950
Hydraulic lifting capacity, max.		kN	61.5	57.5	58.5
Breakout force		kN	60.5	43.5	52.5
A Total length		mm	5 420	5 690	5 520
L Lift height, max.		mm	4 320	4 500	4 260
V Bucket width		mm	2 100	2 000	2 000
a ₁ Clearance circle		mm	8 760	8 825	8 740
T Digging depth		mm	95	95	100
H Dump height		mm	2 670	2 470	2 570
M Reach at max. height		mm	750	935	780
N Reach, max.		mm	1 570	1 755	1 600
Operating weight		kg	6 100	6 200	6 440



Description	Unit	L35G TPZ	L35G TPV
		L35G with TPZ-attachment carrier and 405/70 R20 tires	L35G with TPV-attachment carrier and 405/70 R20 tires
B	mm	4 595	4 595
C	mm	2 150	2 150
D	mm	580	580
F	mm	2 715	2 715
G	mm	900	850
J	mm	3 100	3 100
K	mm	3 350	3 350
O	°	63	63
P	°	45	45
R	°	50	50
S	°	58	58
U	mm	250	250
X	mm	1 532	1 532
Y	mm	1 932	1 932
Z	mm	3 020	3 100
a ₂	mm	3 960	3 960
a ₃	mm	1 980	1 980
a ₄	°	±40	±40



Description	Unit	L35G TPZ	L35G TPV
With Loading Fork Centre of gravity 500mm			
Tipping load, full turn (ISO / DIS)	kg	2 930	2 750
Payload according to EN 474-3, 60/80%	kg	1 750 / 2 300	1 650 / 2 200
Payload 80%, transport position, 40 ° full turn	kg	2 500	2 500

Description		Unit	L35G TPZ			L35G TPV		
			GENERAL PURPOSE	Light material bucket	4-in-1	GENERAL PURPOSE	Light material bucket	4-in-1
L35G with TPZ-attachment carrier and 405/70 R20 tires								
Capacity heaped		m ³	1	1.2	0.9	1	1.2	0.9
Material density		kg/m ³	1 800	1 500	1 900	1 800	1 400	1 800
Static tipping load, straight (ISO / DIS)		kg	4 200	4 150	3 900	3 950	3 900	3 750
Static tipping load, full turn 40° (ISO / DIS)		kg	3 700	3 650	3 450	3 500	3 450	3 300
Hydraulic lifting capacity, max.		kN	57	55.5	54	52	50.5	49
Breakout force		kN	62.5	54.5	59	54.5	48.5	51.5
A Total length		mm	5 420	5 520	5 460	5 520	5 620	5 555
L Lift height, max.		mm	4 290	4 330	4 200	4 250	4 390	4 260
V Bucket width		mm	2 000	2 000	2 000	2 000	2 000	2 000
a ₁ Clearance circle		mm	8 670	8 730	8 700	8 730	8 800	8 760
T Digging depth		mm	90	90	90	85	85	85
H Dump height		mm	2 610	2 535	2 560	2 550	2 470	2 490
M Reach at max. height		mm	725	785	715	800	855	785
N Reach, max.		mm	1 545	1 605	1 535	1 620	1 678	1 600
Operating weight		kg	5 950	5 970	6 135	6 050	6 090	6 240

Equipment

STANDARD EQUIPMENT		
	L30G	L35G
Engine		
Diesel engine, water cooled	•	•
Engine with diesel oxidation catalyst (DOC) and diesel particulate filter (DPF)	•	•
Extra fuel filter	•	•
Cold start aid	•	•
Dry-type air filter	•	•
Drivetrain		
Hydrostatic drive	•	•
Operator-selected 100% differential locks	•	•
Tires 365/80 R20	•	•
Tires 405/70 R20		•
Electrical system		
Alternator 90 A	•	•
Main head lights (halogen)	•	•
full/dipped/asymmetrical	•	•
Working lights (2 front/1 rear, right)	•	•
Parking lights	•	•
Rear lights	•	•
Brake lights	•	•
Direction indicators	•	•
Hazard warning lights	•	•
Reversing lights	•	•
Cab lighting	•	•
Hydraulic system		
Gear-type pump	•	•
Control valve three-spool system	•	•
3rd hydraulic circuit	•	•
Instrumentation & controls		
Multi-function lever	•	•
12 Volt accessories socket	•	•
Horn	•	•
Hazard warning switch	•	•
Safety start	•	•
Analog LED-information for:	•	•
Fuel level	•	•
Engine temperature	•	•
LED-illuminated symbols (colour-coded) for:	•	•
Direction (forward/reverse)	•	•
2nd gear	•	•
Indicators (left/right)	•	•
Pre-heater	•	•
Main beam	•	•
Differential locks	•	•
LED-illuminated symbols (red) with acoustic signal for:		
Parking brake	•	•
Air filter restriction	•	•
Engine temperature	•	•
Engine oil pressure	•	•
Battery charging	•	•
Return filter	•	•
Touch pad with symbols and integrated LEDs for:		
Parking lights	•	•
Working lights (front/rear)	•	•
Windscreen wiper (rear)	•	•
Rotating beacon	•	•
Boom suspension system	•	•
Locking and activation of Volvo attachment carrier (TPV)	•	•
Activation of directional change on joystick	•	•
Digital LED display activated by dual function keys for:		
Entry and retrieval of operating	•	•
Information	•	•
Anti-theft function control	•	•

STANDARD EQUIPMENT		
	L30G	L35G
Cab, Exterior		
ROPS/FOPS-cab with flexible mountings	•	•
Walk-through cab	•	•
Lockable doors	•	•
All-round tinted safety glass	•	•
Windscreen wiper (front/rear)	•	•
Windscreen washer (front/rear)	•	•
Sliding window in the left door	•	•
Door stops	•	•
External rear view mirrors (right/left)	•	•
Cab, Interior		
4-way adjustable operator's seat	•	•
Adjustable steering column	•	•
Seat belt	•	•
Sunvisor	•	•
Heater with air-filter and defroster (front/rear)	•	•
Cab ventilation	•	•
Preparation for an optional air-conditioner	•	•
Storage box in the cab	•	•
Working Equipment		
Bucket level indicator	•	•
Hydraulic quick-change attachment carrier	•	•
Carriage Body		
Fenders front/rear	•	•
Lockable engine hood	•	•
Towing device	•	•
Lifting eyes	•	•
Service and maintenance		
Tool kit	•	•
Official approval		
Machine conforming to European directive 2006/42/EC	•	•
Electromagnetic compatibility (EMC) conforming to European directive 2014/30/EC	•	•
Noise emissions in the environment conforming to directive 2000/14/EC	•	•
Tipping load and payload conforming to ISO 14397-1	•	•
ROPS conforming to ISO 3471	•	•
FOPS conforming to ISO 3449	•	•

OPTIONAL EQUIPMENT		
	L30G	L35G
Engine		
Engine block heater	•	•
Fuel pre-heater	•	•
Pre cleaner air filter (Turbo II)	•	•
Auto Engine Shutdown	•	•
Reversible cooling fan	•	•
Tropical cooling	•	•
Drivetrain		
Hand inch valve	•	•
Driveline shutoff	•	•
Engine overspeeding protection	•	•
Hydraulic system		
Hydraulic coupler for 3rd hydraulic circuit	•	•
4th hydraulic circuit	•	•
Flow share function	•	•
Joystick with integrated 3rd function	•	•
Hyd oil mineral VG46 HV	•	•
Hyd oil mineral VG32 HV	•	•
Hyd oil mineral VG68 HV	•	•
Hyd oil bio synthetic VG46	•	•
Boom suspension system	•	•
Tilt speed limiter mechanical or hydraulic	•	•
Auxiliary hydraulic's return line (direct to tank or via filter)	•	•
Additional pump 42 l/min	•	•
Safety valves lift and tilt cylinders	•	•
Rear hydraulics	•	•
Boom kick out	•	•
Bucket leveler kick out	•	•

OPTIONAL EQUIPMENT		
	L30G	L35G
Cab		
Airconditioner	•	•
Radio preparation	•	•
Radio AUX/USB/Bluetooth	•	•
Air suspended/heated operator's seat	•	•
Rearview mirrors inside cab	•	•
Enhanced rearview mirrors outside cab	•	•
Heated rearview mirrors	•	•
Auxiliary cab & engine heater	•	•
Orange seatbelt	•	•
Wheel/Tires		
400/70R18	•	—
405/70R18	•	•
335/80R20	•	•
360/80R20	•	•
365/80R20	•	•
375/75R20	•	•
400/70R20	•	•
405/70R20	•	•
500/45-22.5	•	•
420/65R24	•	•
455/70R20	•	•
Electrical		
One additional working light (rear left)	•	•
Magnetic rotating beacon	•	•
Foldable rotating beacon	•	•
Audible reverse alarm	•	•
Anti-theft system	•	•
Daytime running headlight	•	•
LED working lights	•	•
Power outlet 12V 20A	•	•

OPTIONAL EQUIPMENT		
	L30G	L35G
Protective equipment		
Windshield guard, front	•	•
Windshield guard, rear	•	•
Belly guards, front/rear	•	•
Engine hood protection	•	•
Protective guards for:	•	•
Main head lights	•	•
Working lights	•	•
Rear lights	•	•
Front mudflaps	•	•
Other		
SMV warning triangle	•	•
Preparation for licence plate	•	•
Trailer hitch with electrical connector	•	•
Central Lubrification unit	•	•
Sweeper preparation	•	•
Salt sprayer preparation	•	•
Safety brace	•	•
Attachments		
General Purpose bucket	•	•
Multi-Purpose bucket	•	•
Grading bucket	•	•
Light Material bucket	•	•
High-Tip bucket	•	•
Side-Tip bucket	•	•
Clamp bucket	•	•
Stone Sorting bucket	•	•
Material Handling Arm	•	•
Forks with mechanical or hydraulic tines movement	•	•
Log Grapple	•	•
Custom-Built Attachments	•	•

SELECTION OF VOLVO OPTIONAL EQUIPMENT

Air Pre Cleaner Turbo II



Trailer hitch



Salt sprayer



Joystick with 3rd function



Hand inch valve



Boom Suspension System



Not all products are available in all markets. Under our policy of continuous improvement, we reserve the right to change specifications and design without prior notice. The illustrations do not necessarily show the standard version of the machine.

VOLVO

Volvo Construction Equipment

volvoce.com