




# PRODUCTIVITY REPORT

Data made easy, driving increased productivity







Insight Reports video



# EASY-TO-USE DATA

Telematics data can be a powerful way to improve the efficiency and uptime of your fleet, but data overload can stand in the way of getting to the information that really matters.

That's where Productivity Report comes in, part of our suite of Insight Reports. Our dynamic system compiles data into a portfolio of easy-to-use, ready-made reports which help you make informed decisions and take smart actions.



## How it works

- Machine data points are captured via CareTrack.
- The Volvo system uses pre-defined algorithms to automatically compile the information into an easy-to-read pdf report, sent direct to your inbox on a regular basis. Data is also available in excel and csv format should you wish to perform further analysis.







# TAKE CONTROL OF YOUR PRODUCTIVITY

Monitor the productivity of your fleet with Productivity Report, designed to give you a clearer insight into how your operation is performing. The report tracks the volume of material handled, making it easy to measure your production, and take the necessary steps to lower your cost per tonne.



*"How easy is it to monitor your productivity?"*

## Why choose Productivity Report

### Knowledge is power

The report highlights how many tonnes you have moved, helping to measure the productivity of your fleet. This knowledge gives you the key to gain control over operating costs, and be more informed when tendering for contracts.

### Turn insight into action

Save time and money with a ready-made productivity analysis, presented in an easy-to-understand format.

The report gives you a powerful insight into your fleet productivity, helping you identify areas for improvement and take efficiency improving actions in your operation.

### Hit your targets

Working with your dealer, you set the structure of the report according to your organization's framework and focus areas. Choose whether the report gives you information per machine, per site or per application to ensure you're getting the information you need to stay on track and hit your targets.



## What is analyzed

By combining both productivity and fuel consumption data, the report makes it easy to measure the efficiency of your fleet.

- Total tonnes handled, per hour, per liter or per cycle
- Total fuel consumption
- Total hours
- Percentage of utilization
- Excessive idle time
- Fuel cost per tonne
- Cycle time and distance, number of cycles
- Payload utilization

Available on Volvo articulated haulers and wheel loaders equipped with On-Board Weighing.

# WHAT YOU GET

## INSIGHT REPORTS PRODUCTIVITY REPORT

Volvo Construction Equipment  
Building Tomorrow



Period: June 2018  
Scope: Fleet

DEALER Volvo CE Europe SAS	SUB-DEALER -----	CUSTOMER -----
DEALER CONTACT 1 -----	DEALER CONTACT 2 -----	SERVICE MANAGER -----
ISSUE DATE: 11/2/2018	PERIOD: June 2018	REPORT: _____

NUMBER OF MACHINES  
 5/42     2/15

### Productivity overview

	Tonnes/h	Tonnes/f
Monthly results	134.1	8.2
Objective	150.0	6.0
Deviation between the results and objective	- 15.9 	0.2 
Score (100=index, on objective)	89	103
Results compared to previous month	+ 16.1	+ 0.5

June results (trend compared to previous month)			
Tonnes total	131 155 (113 232)	No. of cycles: Articulated Haulers	822 (895)
Total fuel consumption	21 263 (20 114)	No. of cycles: Wheel Loaders	12 863 (10 502)
Fuel consumption excessive idle (>5 min)	151 (143)	Average cycle time (min): Articulated Haulers	24 (25)
Hours	978 (960)	Average cycle time (s): Wheel Loaders	183 (204)
Excessive idle (>5 min)	27 (26)	Average cycle distance (km): Articulated Haulers	4 (3)
Fuel consumption working (lt/h)	28.7 (28.4)	Average cycle distance (m): Wheel Loaders	329 (317)
Utilization %	89% (89%)	Average payload utilization (ART)	99% (99%)
Fuel cost/ton (EUR)	0.18 (0.20)	Number of overload occasions (of total) (ART)	37 (822) (45/895)
Fuel price (EUR)	1.10 (1.10)		

# PRODUCTIVITY REPORT

Jun 2018





## xx. Focus List

This section gives an explanation of how the machines have performed compared to stated objectives

Machines not reaching their objectives, in the current month, led to a deviation compared to the objectives amounting to:

Cycle time: 1 Tonnes  
 Tonnes/h: 278 Tonnes  
 Tonnes/l: 7 Tonnes

Table below shows only machines where result during period does not reach stated objectives. Machines in yellow status are between objective level and red level.

		Total			Objectives not fulfilled					
		Tonnes	Litres	Hours	Objectives			Result		
Undefined site										
	A40F	6 776	1 344 Litres	88	Cycle time Interim objective: System-generated	0.1 Tonnes	0.3 Tonnes Loss 0.2 Tonnes	✗	!	✓
					Tonnes/h Interim objective: System-generated	150.0 Tonnes	77.0 Tonnes Loss 73 Tonnes	✗	✗	✗
					Tonnes/l Interim objective: System-generated	6.0 Tonnes	5.6 Tonnes Loss 1 Tonnes	✗	✓	!
	L220H	3 380	2 812 Litres	159	Cycle time Interim objective: System-generated	0.1 Tonnes	0.4 Tonnes Loss 3 Tonnes	✓	✓	✗
					Tonnes/h Interim objective: System-generated	150.0 Tonnes	109 Tonnes Loss 47 Tonnes	✗	✓	✓
					Tonnes/l Interim objective: System-generated	6.0 Tonnes	3 Tonnes Loss 3 Tonnes	!	!	!
	A40G	25 041	5 328 Litres	246	Cycle time Interim objective: System-generated	0.1 Tonnes	0.4 Tonnes Loss 3 Tonnes	✗	✗	✗
					Tonnes/h Interim objective: System-generated	150.0 Tonnes	101.6 Tonnes Loss 48.4 Tonnes	✗	✗	!
					Tonnes/l Interim objective: System-generated	6.0 Tonnes	4.1 Tonnes Loss 1.9 Tonnes	✗	✗	✗
UNDEFINED SITE										
	L180H	15 573	2 711 Litres	127	Tonnes/h Interim objective: System-generated	150.0 Tonnes	122.6 Tonnes Loss 27.4 Tonnes	✗	✓	!
					Tonnes/l Interim objective: System-generated	6.0 Tonnes	5.7 Tonnes Loss 3 Tonnes	✓	✓	!

## More to offer

You're clear on the benefits, but want some further guidance on putting ideas into practice? Your Volvo dealer is on hand to help you put a plan in place to achieve long term productivity improvements.

Want to find out more about Insight Reports? Check out the full portfolio, including dedicated reports on machine health and fuel efficiency.

**VOLVO**

**Volvo Construction Equipment**

[volvoce.com](http://volvoce.com)